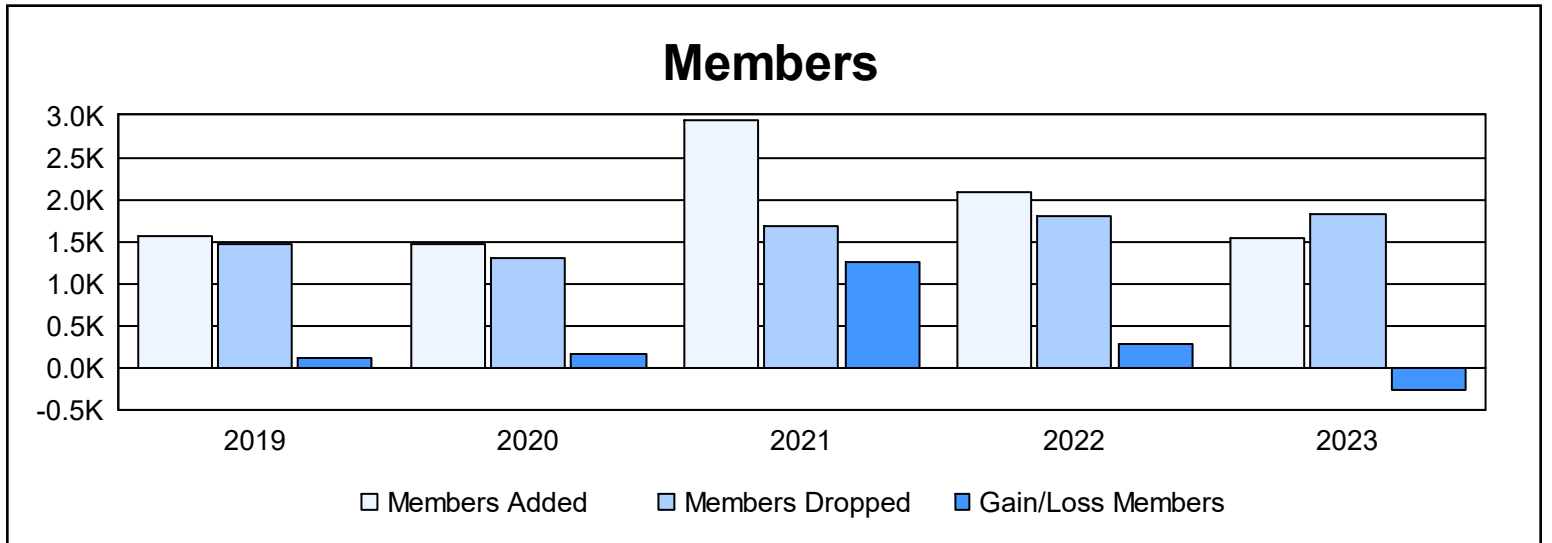
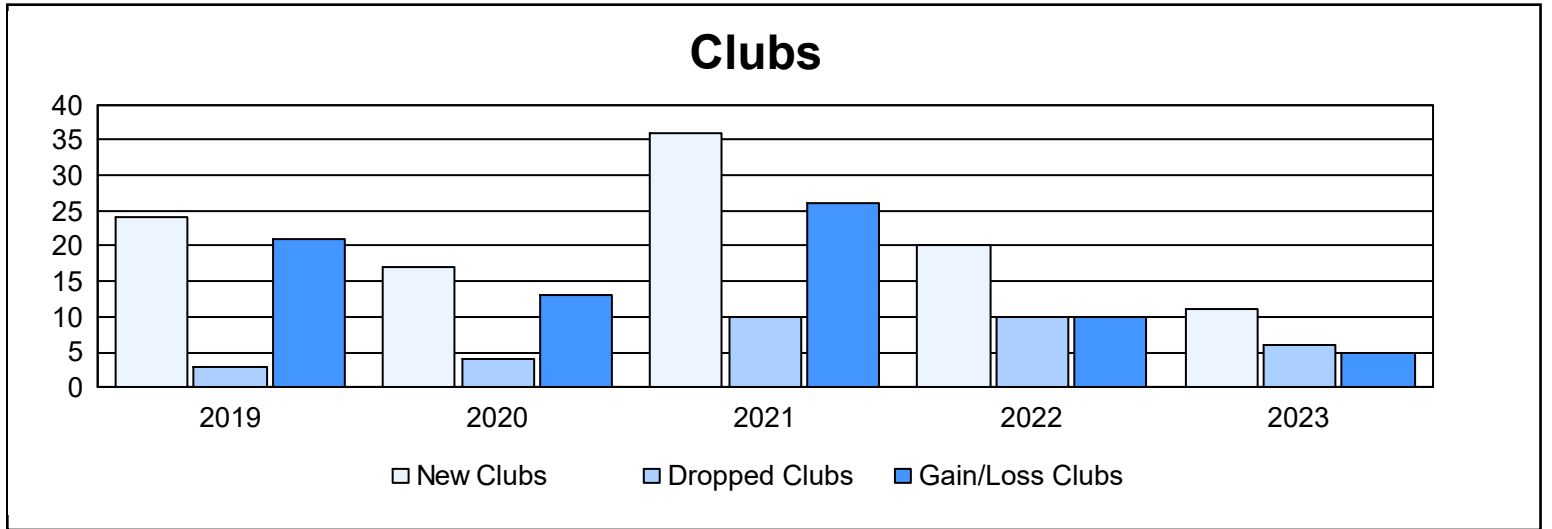


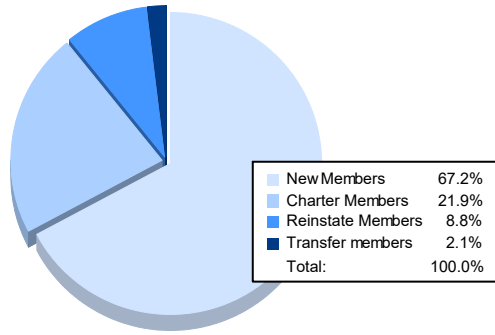
Multiple District D

As of June 2023 Cumulative

Year	New Clubs	Dropped Clubs	Gain/ Loss Clubs	New Members	Charter Members	Reinstate Members	Transfer Members	Total Member Added	Total Members Dropped	Gain/ Loss Members
2018-2019	24	3	21	837	639	63	31	1,570	1,467	103
2019-2020	17	4	13	797	585	66	19	1,467	1,302	165
2020-2021	36	10	26	1,657	1,150	93	44	2,944	1,680	1,264
2021-2022	20	10	10	1,336	655	54	42	2,087	1,804	283
2022-2023	11	6	5	1,037	338	136	32	1,543	1,814	-271
Average	22	7	15	1,133	673	82	34	1,922	1,613	309



Membership Composition June 2023 Cumulative



Gender Composition June 2023 Cumulative

